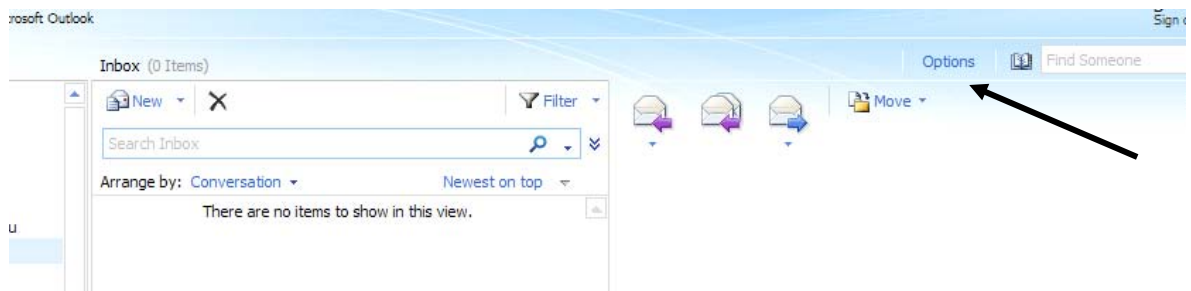


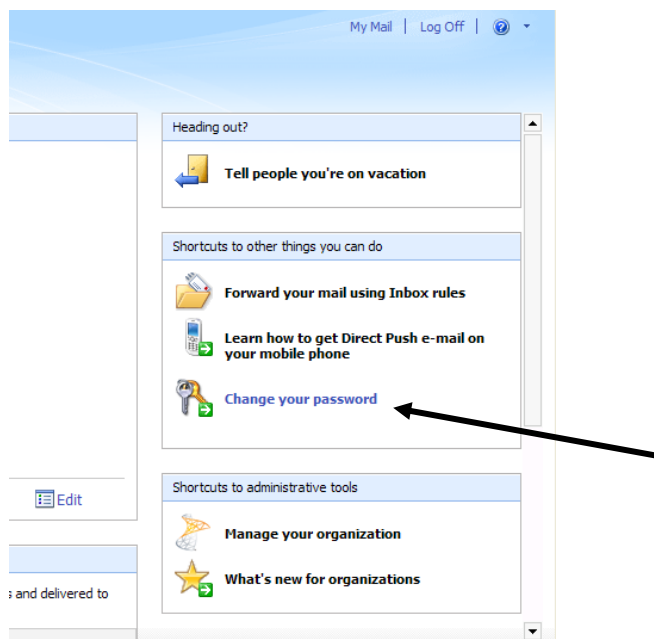
[How to change your password in your @acg.edu account.](#)

Step 1.: Log on to your e-mail

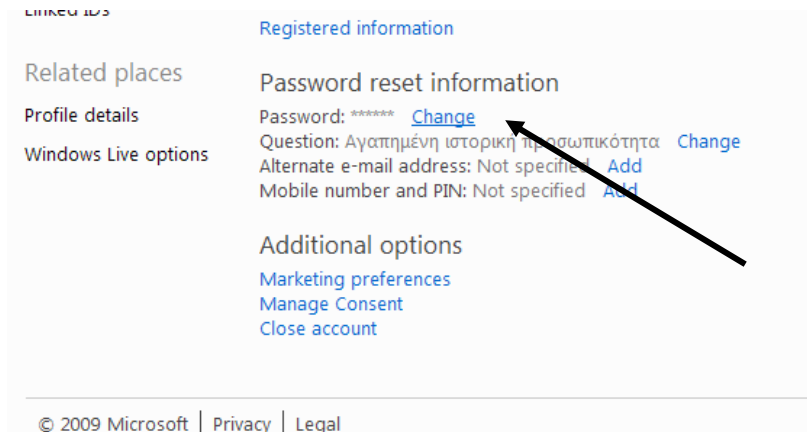
Step 2.: Click on “Options” button



Step 3.: Click the “Change your password” option



Step 4.: At the “Password reset information” section, click **Change**



Step 5.: Type your old password once and your new password twice and click the “**Save**” button

Old password:

[Forgot your password?](#)

Type new password:

Six-characters minimum; case sensitive

Password strength:

Retype new password:

Make my password expire every 72 days

[What does this mean?](#)

Step 6.: Click on “**Mail**” button to return to your Inbox.

